



Commission for
Communications Regulation

Report

Programme of Measurement of Non-Ionising Radiation emissions

03132 - Killaloe

Site Measurement Date:	24th August 2003
-------------------------------	------------------------------------

An Coimisiún um Rialáil Cumarsáide

Commission for Communications Regulation

Abbey Court Irish Life Centre Lower Abbey Street Dublin 1 Ireland

Telephone +353 1 804 9600 Fax +353 1 804 9680 Email info@comreg.ie Web www.comreg.ie

Contents

1	Introduction.....	3
2	Background	5
2.1	ROLE OF THE COMMISSION FOR COMMUNICATIONS REGULATION	5
2.2	ROLE OF MASON COMMUNICATIONS LTD.	5
3	NIR Site Measurements Conclusion and Results	7
3.1	CONCLUSION OF SITE REPORT RESULTS.....	8
3.2	KILLALOE	9
3.2.1	<i>Detailed Results</i>	9
3.2.2	<i>SITE SKETCH MAP</i>	15
3.2.3	<i>SITE PHOTOGRAPHS</i>	17
	Annex 1	18
	Annex 2	21
	Glossary.....	23

1 Introduction

The Commission for Communications Regulation (ComReg) is the licensing authority for the use of the radio frequency spectrum in Ireland. This spectrum is a national resource which has been used for communications purposes for over 100 years. Applications of radio spectrum, today, include the transmission of a wide range of services, including radio and television broadcasting, mobile telephony and other telecommunications services such as internet connection.

As the licensing authority for radiocommunications in Ireland, ComReg is responsible for ensuring that communications operators comply with their licence condition relating to non-ionising radiation. The radiation emissions from communications sites must be within the levels set down in the latest international guidelines.

The full programme consists of the measurement of Non-Ionising Radiation emissions at 400 sites throughout the country. The programme is being carried out by Mason Communications in conjunction with Radio Frequency Investigations on behalf of ComReg.

For each site, ComReg requires that the measured levels of non-ionising radiation emissions should not exceed the ICNIRP limits in any part of the site or surrounding area where the general public have access. Non-ionising radiation is that part of the electromagnetic spectrum below 2420 million MHz. Radiowaves, infra-red radiation and visible light are examples of NIR. (See Annex 1)

This report is arranged as follows:

The first section outlines the role of the ComReg in the area of NIR. It also outlines Mason Communications role in the programme.

The second section is Mason Communications' report on the measurement programme for the site. The site report contains a conclusion on the extent of compliance of the site with the general public exposure limits of the ICNIRP Guidelines 1998.

The Annex section contains two sections which are as follows:

1. An explanation of Non-Ionising Radiation and an explanation of the International Committee for Non-Ionising Radiation Protection and the guideline limits associated with that body.
2. A guide to the methodology used in the site measurements.

There is also a glossary explaining each of the terms used though the report.

2 Background

2.1 Role of the Commission for Communications Regulation

In 2003/2004 measurements of Non-Ionising Radiation emissions are being taken at 400 sites throughout the country in a programme agreed with the Minister for Communications, Marine and Natural Resources, and the Minister for the Environment and Local Government. The programme is being carried out by Mason Communications in conjunction with Radio Frequency Investigations (RFI) on behalf of ComReg.

The aim of the programme is to ensure that emissions from communications sites comply with the general public exposure limits set down by the International Commission for Non-Ionising Radiation Protection (ICNIRP). Some sites have been nominated by the public and the other sites are chosen by Mason/RFI, based on population coverage. Currently, radiation emissions from communications sites must be within the levels set down in the ICNIRP guidelines.

At the outset of the programme, ComReg invited nominations from the interested parties for telecommunication masts to be included. Some thirty sites have been nominated by the public and 25 by the Minister's department. The other sites are chosen on a random basis by Mason/RFI. Both methods of choosing sites are based on population distribution.

2.2 Role of Mason Communications Ltd.

Following a competitive tender process held in early 2003, Mason Communications in conjunction with Radio Frequency Investigations Ltd. were chosen to carry out the site measurements and to produce a report on each site. Mason Communications Ireland Ltd. is a wholly owned subsidiary of Mason Group Ltd. Mason advises many of the leading organisations in Ireland on converging markets and converging technologies. The management of this programme by Mason Communications involved the services of Radio Frequency Investigations (RFI) Ltd. RFI has been performing Non-Ionising Radiation site surveys since its formation in 1987. RFI is accredited to ISO

17025, which ensures independence from other bodies that may be involved directly or indirectly in this programme.

3 NIR Site Measurements Conclusion and Results

ComReg has commissioned Mason Communications, as an independent consultancy service, to conduct a survey of 400 sites. Mason Communications and their measuring sub-contractor “Radio Frequency Investigation (RFI) Ltd” will work on the programme throughout 2003 and 2004.

Mason/RFI engineers measure the power density of transmissions in the various radio bands to be surveyed¹. The results, derived from electric field voltage measurements, are referenced to and presented alongside the relevant International Commission on Non-Ionising Radiation Protection (ICNIRP) recommended public maximum exposure levels.

Section 3.2 provides a set of graphs and tables for each location where measurements were made.

At each location electric field strength measurements, conducted in the frequency bands of interest, are recorded and converted to power density levels for direct comparison with the ICNIRP guideline levels. These power density levels are tabulated alongside the relevant ICNIRP limits. The tables present the highest emission level readings recorded within a band. To the left of each of the results tables, a graphical snapshot of the radio spectrum being analysed is presented.

The power density and the quotient contained in these graphs are given in exponential (E) format. The reason for this is that the value is too long to be represented as a decimal number in the tables. An example of this is as follows:

$$3.61469\text{E-}09 = 3.61469 \times 10^{-9} = .00000000361469$$

¹ See Annex 2 for the site measurement methodology

3.1 Conclusion of site report results

The following table is a summary of the highest readings taken at this site:

Site	Frequency Range	Highest reading W/m ²	ICNIRP guideline Limit W/m ²
Killaloe	300MHz – 1GHz	0.000135101	4.7985
	GSM 900	8.04746E-05	4.7939
	GSM 1800	8.388E-08	9.165
	1GHz – 2GHz	6.30462E-08	9.175

The overall measurements taken at the site and given in part 3.2 of this report conclude that the NIR emissions from the site are below the ICNIRP guideline limits.

Killaloe

3.1.1 Detailed Results

3.1.1.1 Position 1. Killaloe, Top of Hill, Outside Garda Station Car Park, 18 m North West of mast.

Site:	Killaloe	Receiver:	Manufacturer: Hewlett Packard
			Model: 8594A
			Serial Number 3108U00205
Location:	Position 1	Antenna:	Manufacturer: EMCO
NGR:	R700098 72886		Model: 3146A
Date:	24th August 2003		Serial Number 3993
Officer:	Dan Smith		

300 MHz to 1 GHz																																																													
<p>45019_CE09_01 001</p> <p>Ambient Emissions</p> <p>Start 300.0 MHz; Stop 1.0 GHz Ref 117 dBµV; Ref Offset 0.0 dB; 10 dB/dv RBW 300.0 kHz; VBW 300.0 kHz; Att 20 dB; Swp 23.333 mS Peak 959.7 MHz; 107.07 dBµV Transducer Factors: log periodic 24/08/03 16:19:25</p>	<table border="1"> <thead> <tr> <th>Frequency (MHz)</th> <th>S (power density)</th> <th>ICNIR Limit</th> <th>Times less than ICNIR</th> <th>Quotient</th> </tr> </thead> <tbody> <tr> <td>959.7</td> <td>0.000135101</td> <td>4.7985</td> <td>35517.86477</td> <td>2.81548E-05</td> </tr> <tr> <td>952.7</td> <td>2.54483E-07</td> <td>4.7635</td> <td>18718348.11</td> <td>5.34235E-08</td> </tr> <tr> <td>940.5</td> <td>2.10697E-07</td> <td>4.7025</td> <td>22318764.74</td> <td>4.48053E-08</td> </tr> <tr> <td>0</td> <td>2.65252E-15</td> <td>0</td> <td>0</td> <td>0</td> </tr> <tr> <td>0</td> <td>2.65252E-15</td> <td>0</td> <td>0</td> <td>0</td> </tr> <tr> <td>0</td> <td>2.65252E-15</td> <td>0</td> <td>0</td> <td>0</td> </tr> <tr> <td>0</td> <td>2.65252E-15</td> <td>0</td> <td>0</td> <td>0</td> </tr> <tr> <td>0</td> <td>2.65252E-15</td> <td>0</td> <td>0</td> <td>0</td> </tr> <tr> <td>0</td> <td>2.65252E-15</td> <td>0</td> <td>0</td> <td>0</td> </tr> <tr> <td>0</td> <td>2.65252E-15</td> <td>0</td> <td>0</td> <td>0</td> </tr> <tr> <td colspan="3"></td> <td>Total Quotient</td> <td>2.82531E-05</td> </tr> </tbody> </table>	Frequency (MHz)	S (power density)	ICNIR Limit	Times less than ICNIR	Quotient	959.7	0.000135101	4.7985	35517.86477	2.81548E-05	952.7	2.54483E-07	4.7635	18718348.11	5.34235E-08	940.5	2.10697E-07	4.7025	22318764.74	4.48053E-08	0	2.65252E-15	0	0	0	0	2.65252E-15	0	0	0	0	2.65252E-15	0	0	0	0	2.65252E-15	0	0	0	0	2.65252E-15	0	0	0	0	2.65252E-15	0	0	0	0	2.65252E-15	0	0	0				Total Quotient	2.82531E-05
	Frequency (MHz)	S (power density)	ICNIR Limit	Times less than ICNIR	Quotient																																																								
	959.7	0.000135101	4.7985	35517.86477	2.81548E-05																																																								
	952.7	2.54483E-07	4.7635	18718348.11	5.34235E-08																																																								
	940.5	2.10697E-07	4.7025	22318764.74	4.48053E-08																																																								
	0	2.65252E-15	0	0	0																																																								
	0	2.65252E-15	0	0	0																																																								
	0	2.65252E-15	0	0	0																																																								
	0	2.65252E-15	0	0	0																																																								
	0	2.65252E-15	0	0	0																																																								
	0	2.65252E-15	0	0	0																																																								
0	2.65252E-15	0	0	0																																																									
			Total Quotient	2.82531E-05																																																									

GSM 900																																																													
<p>45019_CE09_01 002</p> <p>GSM 900 Downlink</p> <p>Start 924.0 MHz; Stop 961.0 MHz Ref 107 dBµV; Ref Offset 0.0 dB; 10 dB/dv RBW 300.0 kHz; VBW 300.0 kHz; Att 10 dB; Swp 20.0 mS Peak 958.13 MHz; 102.38 dBµV Transducer Factors: log periodic 24/08/03 16:26:13</p>	<table border="1"> <thead> <tr> <th>Frequency (MHz)</th> <th>S (power density)</th> <th>ICNIR Limit</th> <th>Times less than ICNIR</th> <th>Quotient</th> </tr> </thead> <tbody> <tr> <td>958.13</td> <td>4.58837E-05</td> <td>4.79065</td> <td>104408.4848</td> <td>9.57777E-06</td> </tr> <tr> <td>957.11</td> <td>2.47548E-05</td> <td>4.78555</td> <td>193318.4073</td> <td>5.17281E-06</td> </tr> <tr> <td>959.61</td> <td>1.59096E-05</td> <td>4.79805</td> <td>301582.4879</td> <td>3.31584E-06</td> </tr> <tr> <td>939.54</td> <td>2.04955E-07</td> <td>4.6977</td> <td>22920634.14</td> <td>4.36288E-08</td> </tr> <tr> <td>951.56</td> <td>1.87784E-07</td> <td>4.7578</td> <td>25336553.16</td> <td>3.94687E-08</td> </tr> <tr> <td>948.79</td> <td>1.44763E-07</td> <td>4.74395</td> <td>32770378.18</td> <td>3.05154E-08</td> </tr> <tr> <td>946.48</td> <td>1.76059E-08</td> <td>4.7324</td> <td>268795996.5</td> <td>3.72029E-09</td> </tr> <tr> <td>0</td> <td>2.65252E-15</td> <td>0</td> <td>0</td> <td>0</td> </tr> <tr> <td>0</td> <td>2.65252E-15</td> <td>0</td> <td>0</td> <td>0</td> </tr> <tr> <td>0</td> <td>2.65252E-15</td> <td>0</td> <td>0</td> <td>0</td> </tr> <tr> <td colspan="3"></td> <td>Total Quotient</td> <td>1.81838E-05</td> </tr> </tbody> </table>	Frequency (MHz)	S (power density)	ICNIR Limit	Times less than ICNIR	Quotient	958.13	4.58837E-05	4.79065	104408.4848	9.57777E-06	957.11	2.47548E-05	4.78555	193318.4073	5.17281E-06	959.61	1.59096E-05	4.79805	301582.4879	3.31584E-06	939.54	2.04955E-07	4.6977	22920634.14	4.36288E-08	951.56	1.87784E-07	4.7578	25336553.16	3.94687E-08	948.79	1.44763E-07	4.74395	32770378.18	3.05154E-08	946.48	1.76059E-08	4.7324	268795996.5	3.72029E-09	0	2.65252E-15	0	0	0	0	2.65252E-15	0	0	0	0	2.65252E-15	0	0	0				Total Quotient	1.81838E-05
	Frequency (MHz)	S (power density)	ICNIR Limit	Times less than ICNIR	Quotient																																																								
	958.13	4.58837E-05	4.79065	104408.4848	9.57777E-06																																																								
	957.11	2.47548E-05	4.78555	193318.4073	5.17281E-06																																																								
	959.61	1.59096E-05	4.79805	301582.4879	3.31584E-06																																																								
	939.54	2.04955E-07	4.6977	22920634.14	4.36288E-08																																																								
	951.56	1.87784E-07	4.7578	25336553.16	3.94687E-08																																																								
	948.79	1.44763E-07	4.74395	32770378.18	3.05154E-08																																																								
	946.48	1.76059E-08	4.7324	268795996.5	3.72029E-09																																																								
	0	2.65252E-15	0	0	0																																																								
	0	2.65252E-15	0	0	0																																																								
0	2.65252E-15	0	0	0																																																									
			Total Quotient	1.81838E-05																																																									

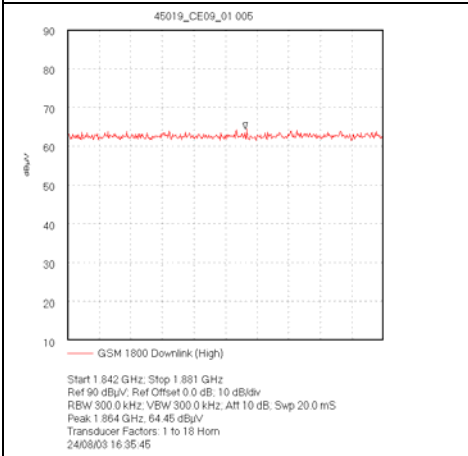
Site: Killaloe	Receiver: Manufacturer: Hewlett Packard Model: 8594A Serial Number 3108U00205
Location: Position 1	
NGR: R700098 72886	Antenna: Manufacturer: EMCO Model: 3115 Serial Number 1203
Date: 24 th August 2003	
Officer: Dan Smith	

1GHz to 2GHz																																																								
<p>45019_CE09_01 003</p> <p>Start 1.0 GHz; Stop 2.0 GHz Ref 90 dBµV; Ref Offset 0.0 dB; 10 dB/div RBW 300.0 kHz; VBW 300.0 kHz; Att 10 dB; Swp 33.333 mS Peak 1.835 GHz; 72.94 dBµV Transducer Factors: 1 to 18 Horn 24/08/03 16:31:05</p>	<table border="1"> <thead> <tr> <th>Frequency (GHz)</th> <th>S (power density)</th> <th>ICNIRP Limit</th> <th>Times less than ICNIRP</th> <th>Quotient</th> </tr> </thead> <tbody> <tr> <td>1.835</td> <td>5.21986E-08</td> <td>9.175</td> <td>175771080.8</td> <td>5.68922E-09</td> </tr> <tr> <td>0</td> <td>2.65252E-15</td> <td>0</td> <td>0</td> <td>0</td> </tr> <tr> <td>0</td> <td>2.65252E-15</td> <td>0</td> <td>0</td> <td>0</td> </tr> <tr> <td>0</td> <td>2.65252E-15</td> <td>0</td> <td>0</td> <td>0</td> </tr> <tr> <td>0</td> <td>2.65252E-15</td> <td>0</td> <td>0</td> <td>0</td> </tr> <tr> <td>0</td> <td>2.65252E-15</td> <td>0</td> <td>0</td> <td>0</td> </tr> <tr> <td>0</td> <td>2.65252E-15</td> <td>0</td> <td>0</td> <td>0</td> </tr> <tr> <td>0</td> <td>2.65252E-15</td> <td>0</td> <td>0</td> <td>0</td> </tr> <tr> <td>0</td> <td>2.65252E-15</td> <td>0</td> <td>0</td> <td>0</td> </tr> <tr> <td colspan="4">Total Quotient</td> <td>5.68922E-09</td> </tr> </tbody> </table>	Frequency (GHz)	S (power density)	ICNIRP Limit	Times less than ICNIRP	Quotient	1.835	5.21986E-08	9.175	175771080.8	5.68922E-09	0	2.65252E-15	0	0	0	0	2.65252E-15	0	0	0	0	2.65252E-15	0	0	0	0	2.65252E-15	0	0	0	0	2.65252E-15	0	0	0	0	2.65252E-15	0	0	0	0	2.65252E-15	0	0	0	0	2.65252E-15	0	0	0	Total Quotient				5.68922E-09
	Frequency (GHz)	S (power density)	ICNIRP Limit	Times less than ICNIRP	Quotient																																																			
	1.835	5.21986E-08	9.175	175771080.8	5.68922E-09																																																			
	0	2.65252E-15	0	0	0																																																			
	0	2.65252E-15	0	0	0																																																			
	0	2.65252E-15	0	0	0																																																			
	0	2.65252E-15	0	0	0																																																			
	0	2.65252E-15	0	0	0																																																			
	0	2.65252E-15	0	0	0																																																			
	0	2.65252E-15	0	0	0																																																			
0	2.65252E-15	0	0	0																																																				
Total Quotient				5.68922E-09																																																				

1805 – 1842 MHz																																																								
<p>45019_CE09_01 004</p> <p>Start 1.804 GHz; Stop 1.843 GHz Ref 90 dBµV; Ref Offset 0.0 dB; 10 dB/div RBW 300.0 kHz; VBW 300.0 kHz; Att 10 dB; Swp 20.0 mS Peak 1.833 GHz; 74.64 dBµV Transducer Factors: 1 to 18 Horn 24/08/03 16:33:57</p>	<table border="1"> <thead> <tr> <th>Frequency (GHz)</th> <th>S (power density)</th> <th>ICNIRP Limit</th> <th>Times less than ICNIRP</th> <th>Quotient</th> </tr> </thead> <tbody> <tr> <td>1.833</td> <td>7.72074E-08</td> <td>9.165</td> <td>118706313.9</td> <td>8.42415E-09</td> </tr> <tr> <td>1.832</td> <td>7.0902E-08</td> <td>9.16</td> <td>129192357.7</td> <td>7.7404E-09</td> </tr> <tr> <td>0</td> <td>2.65252E-15</td> <td>0</td> <td>0</td> <td>0</td> </tr> <tr> <td>0</td> <td>2.65252E-15</td> <td>0</td> <td>0</td> <td>0</td> </tr> <tr> <td>0</td> <td>2.65252E-15</td> <td>0</td> <td>0</td> <td>0</td> </tr> <tr> <td>0</td> <td>2.65252E-15</td> <td>0</td> <td>0</td> <td>0</td> </tr> <tr> <td>0</td> <td>2.65252E-15</td> <td>0</td> <td>0</td> <td>0</td> </tr> <tr> <td>0</td> <td>2.65252E-15</td> <td>0</td> <td>0</td> <td>0</td> </tr> <tr> <td>0</td> <td>2.65252E-15</td> <td>0</td> <td>0</td> <td>0</td> </tr> <tr> <td colspan="4">Total Quotient</td> <td>1.61645E-08</td> </tr> </tbody> </table>	Frequency (GHz)	S (power density)	ICNIRP Limit	Times less than ICNIRP	Quotient	1.833	7.72074E-08	9.165	118706313.9	8.42415E-09	1.832	7.0902E-08	9.16	129192357.7	7.7404E-09	0	2.65252E-15	0	0	0	0	2.65252E-15	0	0	0	0	2.65252E-15	0	0	0	0	2.65252E-15	0	0	0	0	2.65252E-15	0	0	0	0	2.65252E-15	0	0	0	0	2.65252E-15	0	0	0	Total Quotient				1.61645E-08
	Frequency (GHz)	S (power density)	ICNIRP Limit	Times less than ICNIRP	Quotient																																																			
	1.833	7.72074E-08	9.165	118706313.9	8.42415E-09																																																			
	1.832	7.0902E-08	9.16	129192357.7	7.7404E-09																																																			
	0	2.65252E-15	0	0	0																																																			
	0	2.65252E-15	0	0	0																																																			
	0	2.65252E-15	0	0	0																																																			
	0	2.65252E-15	0	0	0																																																			
	0	2.65252E-15	0	0	0																																																			
	0	2.65252E-15	0	0	0																																																			
0	2.65252E-15	0	0	0																																																				
Total Quotient				1.61645E-08																																																				

Site: Killaloe	Receiver: Manufacturer: Hewlett Packard Model: 8594A Serial Number 3108U00205
Location: Position 1	Antenna: Manufacturer: EMCO Model: 3115 Serial Number 1203
NGR: R700098 72886	
Date: 24 th August 2003	
Officer: Dan Smith	

1843 – 1880Mhz					
Frequency (GHz)	S (power density)	ICNIRP Limit	Times less than ICNIRP	Quotient	
1.864	7.39024E-09	9.32	1261122466	7.92944E-10	
0	2.65252E-15	0	0	0	
0	2.65252E-15	0	0	0	
0	2.65252E-15	0	0	0	
0	2.65252E-15	0	0	0	
0	2.65252E-15	0	0	0	
0	2.65252E-15	0	0	0	
0	2.65252E-15	0	0	0	
0	2.65252E-15	0	0	0	
0	2.65252E-15	0	0	0	
0	2.65252E-15	0	0	0	
			Total Quotient	7.92944E-10	



3.1.1.2 Position 2. Killaloe, Top of Hill, Garda Car Park, 1 m North of mast.

Site: Killaloe	Receiver: Manufacturer: Hewlett Packard Model: 8594A Serial Number 3108U00205
Location: Position 2	
NGR: R70124 72889	Antenna: Manufacturer: EMCO Model: 3146A Serial Number 3993
Date: 24 th August 2003	
Officer: Dan Smith	

300 MHz to 1 GHz					
<p>45019_CE09_02 001</p> <p>Ambient Emissions</p> <p>Start 300.0 MHz; Stop 1.0 GHz Ref 107 dBµV; Ref Offset 0.0 dB; 10 dB/div RBW 300.0 kHz; VBW 300.0 kHz; Att 10 dB; Swp 23.333 mS Peak 959.7 MHz; 104.34 dBµV Transducer Factors: log periodic 24/08/03 16:58:49</p>	Frequency (MHz)	S (power density)	ICNIRP Limit	Times less than ICNIRP	Quotient
	959.7	7.20541E-05	4.7985	66595.80138	1.5016E-05
	952.7	1.97087E-07	4.7635	24169491.85	4.13745E-08
	940.5	2.06376E-08	4.7025	227861081.5	4.38864E-09
	737.5	6.94478E-09	3.6875	530974151	1.88333E-09
	0	2.65252E-15	0	0	0
	0	2.65252E-15	0	0	0
	0	2.65252E-15	0	0	0
	0	2.65252E-15	0	0	0
	0	2.65252E-15	0	0	0
	0	2.65252E-15	0	0	0
Total Quotient				1.50636E-05	

GSM 900					
<p>45019_CE09_02 002</p> <p>GSM 900 Downlink</p> <p>Start 924.0 MHz; Stop 961.0 MHz Ref 107 dBµV; Ref Offset 0.0 dB; 10 dB/div RBW 300.0 kHz; VBW 300.0 kHz; Att 10 dB; Swp 20.0 mS Peak 958.78 MHz; 104.82 dBµV Transducer Factors: log periodic 24/08/03 17:01:31</p>	Frequency (MHz)	S (power density)	ICNIRP Limit	Times less than ICNIRP	Quotient
	958.78	8.04746E-05	4.7939	59570.37317	1.67869E-05
	957.11	7.0902E-05	4.78555	67495.2497	1.48159E-05
	951.47	2.39144E-07	4.75735	19893282.68	5.02682E-08
	948.79	1.14725E-07	4.74395	41350565.5	2.41835E-08
	939.54	2.27855E-08	4.6977	206170549.8	4.85035E-09
	0	2.65252E-15	0	0	0
	0	2.65252E-15	0	0	0
	0	2.65252E-15	0	0	0
	0	2.65252E-15	0	0	0
	0	2.65252E-15	0	0	0
Total Quotient				3.1682E-05	

Site: Killaloe	Receiver: Manufacturer: Hewlett Packard Model: 8594A Serial Number 3108U00205
Location: Position 2	
NGR: R70124 72889	Antenna: Manufacturer: EMCO Model: 3115 Serial Number 1203
Date: 24 th August 2003	
Officer: Dan Smith	

1GHz – 2GHz																																																								
<p>45019_CE09_02 003</p> <p>Start 1.0 GHz; Stop 2.0 GHz Ref 90 dBµV; Ref Offset 0.0 dB; 10 dB/dv RBW 300.0 kHz; VBW 300.0 kHz; Att 10 dB; Swp 33.333 mS Peak 1.835 GHz; 73.76 dBµV Transducer Factors: 1 to 18 Horn 24/08/03 17:04:50</p>	<table border="1"> <thead> <tr> <th>Frequency (GHz)</th> <th>S (power density)</th> <th>ICNIRP Limit</th> <th>Times less than ICNIRP</th> <th>Quotient</th> </tr> </thead> <tbody> <tr> <td>1.835</td> <td>6.30462E-08</td> <td>9.175</td> <td>145528288.9</td> <td>6.87152E-09</td> </tr> <tr> <td>0</td> <td>2.65252E-15</td> <td>0</td> <td>0</td> <td>0</td> </tr> <tr> <td>0</td> <td>2.65252E-15</td> <td>0</td> <td>0</td> <td>0</td> </tr> <tr> <td>0</td> <td>2.65252E-15</td> <td>0</td> <td>0</td> <td>0</td> </tr> <tr> <td>0</td> <td>2.65252E-15</td> <td>0</td> <td>0</td> <td>0</td> </tr> <tr> <td>0</td> <td>2.65252E-15</td> <td>0</td> <td>0</td> <td>0</td> </tr> <tr> <td>0</td> <td>2.65252E-15</td> <td>0</td> <td>0</td> <td>0</td> </tr> <tr> <td>0</td> <td>2.65252E-15</td> <td>0</td> <td>0</td> <td>0</td> </tr> <tr> <td>0</td> <td>2.65252E-15</td> <td>0</td> <td>0</td> <td>0</td> </tr> <tr> <td colspan="4">Total Quotient</td> <td>6.87152E-09</td> </tr> </tbody> </table>	Frequency (GHz)	S (power density)	ICNIRP Limit	Times less than ICNIRP	Quotient	1.835	6.30462E-08	9.175	145528288.9	6.87152E-09	0	2.65252E-15	0	0	0	0	2.65252E-15	0	0	0	0	2.65252E-15	0	0	0	0	2.65252E-15	0	0	0	0	2.65252E-15	0	0	0	0	2.65252E-15	0	0	0	0	2.65252E-15	0	0	0	0	2.65252E-15	0	0	0	Total Quotient				6.87152E-09
	Frequency (GHz)	S (power density)	ICNIRP Limit	Times less than ICNIRP	Quotient																																																			
	1.835	6.30462E-08	9.175	145528288.9	6.87152E-09																																																			
	0	2.65252E-15	0	0	0																																																			
	0	2.65252E-15	0	0	0																																																			
	0	2.65252E-15	0	0	0																																																			
	0	2.65252E-15	0	0	0																																																			
	0	2.65252E-15	0	0	0																																																			
	0	2.65252E-15	0	0	0																																																			
	0	2.65252E-15	0	0	0																																																			
0	2.65252E-15	0	0	0																																																				
Total Quotient				6.87152E-09																																																				

1805 – 1842 MHz																																																								
<p>45019_CE09_02 004</p> <p>Start 1.804 GHz; Stop 1.843 GHz Ref 90 dBµV; Ref Offset 0.0 dB; 10 dB/dv RBW 300.0 kHz; VBW 300.0 kHz; Att 10 dB; Swp 20.0 mS Peak 1.833 GHz; 75.0 dBµV Transducer Factors: 1 to 18 Horn 24/08/03 17:07:12</p>	<table border="1"> <thead> <tr> <th>Frequency (GHz)</th> <th>S (power density)</th> <th>ICNIRP Limit</th> <th>Times less than ICNIRP</th> <th>Quotient</th> </tr> </thead> <tbody> <tr> <td>1.833</td> <td>8.388E-08</td> <td>9.165</td> <td>109263175.8</td> <td>9.15221E-09</td> </tr> <tr> <td>1.832</td> <td>7.47582E-08</td> <td>9.16</td> <td>122528417.3</td> <td>8.16137E-09</td> </tr> <tr> <td>0</td> <td>2.65252E-15</td> <td>0</td> <td>0</td> <td>0</td> </tr> <tr> <td>0</td> <td>2.65252E-15</td> <td>0</td> <td>0</td> <td>0</td> </tr> <tr> <td>0</td> <td>2.65252E-15</td> <td>0</td> <td>0</td> <td>0</td> </tr> <tr> <td>0</td> <td>2.65252E-15</td> <td>0</td> <td>0</td> <td>0</td> </tr> <tr> <td>0</td> <td>2.65252E-15</td> <td>0</td> <td>0</td> <td>0</td> </tr> <tr> <td>0</td> <td>2.65252E-15</td> <td>0</td> <td>0</td> <td>0</td> </tr> <tr> <td>0</td> <td>2.65252E-15</td> <td>0</td> <td>0</td> <td>0</td> </tr> <tr> <td colspan="4">Total Quotient</td> <td>1.73136E-08</td> </tr> </tbody> </table>	Frequency (GHz)	S (power density)	ICNIRP Limit	Times less than ICNIRP	Quotient	1.833	8.388E-08	9.165	109263175.8	9.15221E-09	1.832	7.47582E-08	9.16	122528417.3	8.16137E-09	0	2.65252E-15	0	0	0	0	2.65252E-15	0	0	0	0	2.65252E-15	0	0	0	0	2.65252E-15	0	0	0	0	2.65252E-15	0	0	0	0	2.65252E-15	0	0	0	0	2.65252E-15	0	0	0	Total Quotient				1.73136E-08
	Frequency (GHz)	S (power density)	ICNIRP Limit	Times less than ICNIRP	Quotient																																																			
	1.833	8.388E-08	9.165	109263175.8	9.15221E-09																																																			
	1.832	7.47582E-08	9.16	122528417.3	8.16137E-09																																																			
	0	2.65252E-15	0	0	0																																																			
	0	2.65252E-15	0	0	0																																																			
	0	2.65252E-15	0	0	0																																																			
	0	2.65252E-15	0	0	0																																																			
	0	2.65252E-15	0	0	0																																																			
	0	2.65252E-15	0	0	0																																																			
0	2.65252E-15	0	0	0																																																				
Total Quotient				1.73136E-08																																																				

Site: Killaloe	Receiver: Manufacturer: Hewlett Packard Model: 8594A Serial Number 3108U00205
Location: Position 2	Antenna: Manufacturer: EMCO Model: 3115 Serial Number 1203
NGR: R70124 72889	
Date: 24 th August 2003	
Officer: Dan Smith	

1843 – 1880Mhz					
<p>45019_CE09_02 005</p> <p>Start 1.842 GHz; Stop 1.881 GHz Ref 90 dBµV; Ref Offset 0.0 dB; 10 dB/div RBW 300.0 kHz; VBW 300.0 kHz; Att 10 dB; Swp 20.0 mS Peak 1.877 GHz; 64.21 dBµV Transducer Factors: 1 to 18 Horn 24/08/03 17:09:12</p>	Frequency (GHz)	S (power density)	ICNIRP Limit	Times less than ICNIRP	Quotient
	1.877	6.99292E-09	9.385	1342071418	7.45117E-10
	0	2.65252E-15	0	0	0
	0	2.65252E-15	0	0	0
	0	2.65252E-15	0	0	0
	0	2.65252E-15	0	0	0
	0	2.65252E-15	0	0	0
	0	2.65252E-15	0	0	0
	0	2.65252E-15	0	0	0
	0	2.65252E-15	0	0	0
Total Quotient				7.45117E-10	

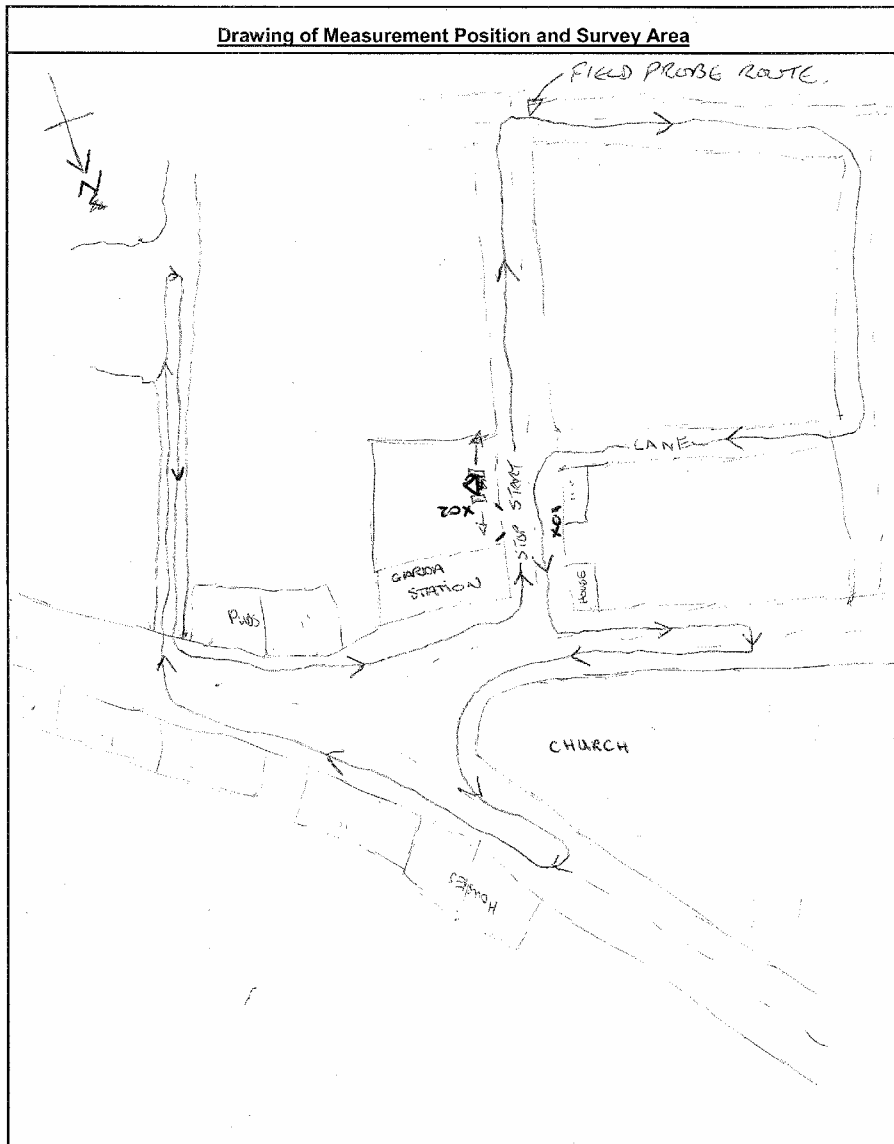
3.1.2 SITE SKETCH MAP

3.1.2.1 Position 1. Killaloe, Top of Hill, Outside Garda Station Car Park, 18 m North West of mast. (See Mark 01)

RADIO FREQUENCY INVESTIGATION LTD

OFF-SITE WORKBOOK
Test No. 45019

For: Mason Communications
Survey Of:
Location:

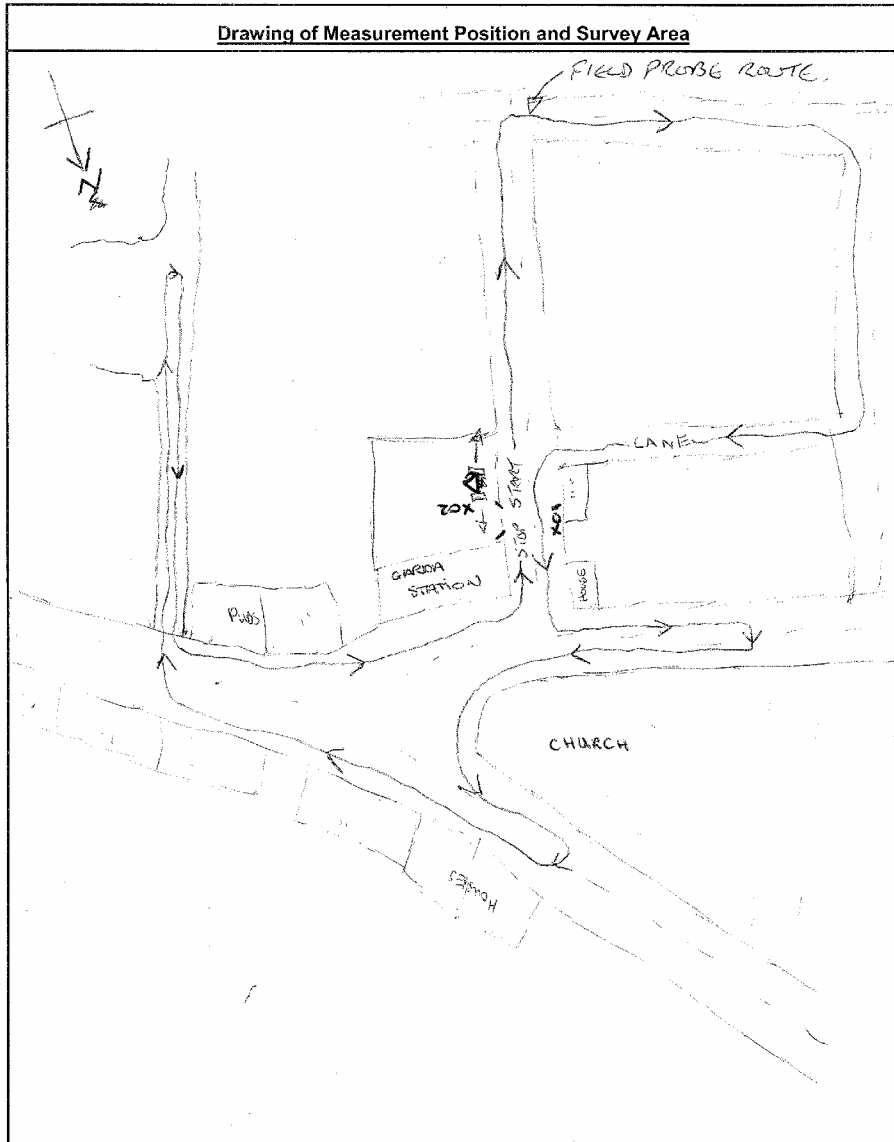


3.1.2.2 Position 2. Killaloe, Top of Hill, Garda Car Park, 1 m North of mast.
(See Mark 02)

RADIO FREQUENCY INVESTIGATION LTD

OFF-SITE WORKBOOK
Test No. 45019

For: Mason Communications
Survey Of:
Location:



3.1.3 SITE PHOTOGRAPHS

3.1.3.1 Position 1. Killaloe, Top of Hill, Outside Garda Station Car Park, 18 m North West of mast.



3.1.3.2 Position 2. Killaloe, Top of Hill, Garda Car Park, 1 m North of mast.



Annex 1

Non-Ionising Radiation (NIR) and the International Commission for Non-Ionising Radiation Protection (ICNIRP)

Non-ionising Radiation (NIR) Definition

Non-ionising radiation is that part of the electromagnetic spectrum below 2420 million MHz. Radiowaves, infra-red radiation and visible light are examples of NIR. Electromagnetic waves at frequencies above 2420 million MHz (2.4THz) are known as ionising radiation and this includes X-rays and Gamma rays.

Standards for emissions limits for non-ionising radiation

The International Commission for Non-Ionising Radiation Protection (ICNIRP) is an independent, scientific organisation established in 1992. The ICNIRP was established for the purpose of advancing Non-Ionising Radiation Protection for the benefit of people and the environment and in particular to provide guidance and recommendations on protection from NIR exposure. ICNIRP operates in co-operation with the Environmental Health Division of the World Health organisation and the United Nations Environment Programme. In 1998 ICNIRP issued a position paper on the health and safety aspects of NIR. This reviewed both thermal and athermal effects and its conclusion endorsed the 1988 guidelines produced by the IRPA.

This programme required sites to be in compliance with the ICNIRP (1998) guidelines. A summary of the maximum public exposure levels in the ICNIRP Guidelines for the radio systems in this audit are shown in Table 1. It should be noted that in 1999 the European Commission put out a recommendation² which proposed to limit exposure of the general public to electromagnetic fields 0 Hz-300 GHz based on a set of basic restrictions and reference levels developed internationally under the advice of the International Commission on Non-Ionising Radiation Protection. In relation to emissions within the radio spectrum, these limits are equivalent to the ICNIRP guideline limits used by the ODTR.

² Recommendation of the European Council 1999/519/EC of July 12, 1999

ICNIRP limits

In 1998 ICNIRP produced “Guideline for Limiting Exposure to Time-Varying Electric, Magnetic and Electromagnetic Fields (up to 300 GHz)”. ComReg and a large number of international regulators have adopted the 1998 ICNIRP document as the reference for ensuring that NIR levels do not cause an adverse health effect.

The main purpose of the “Guideline for Limiting Exposure to Time-Varying Electric, Magnetic and Electromagnetic Fields (up to 300 GHz)” is to provide guidelines for limiting Electromagnetic Field (EMF) exposure that will provide protection against known adverse health effects. An adverse health effect causes detectable impairment of the health of the exposed individual or his or her offspring.

Two classes of guidance are presented:

- Basic Restrictions
- Reference Levels

Basic Restrictions

Restrictions on exposure to time-varying electric, magnetic and electromagnetic fields that are based on health effects are termed “basic restrictions”. Depending upon the frequency of the field, the physical quantities used to specify these restrictions are current density (J), Specific Absorption Rate (SAR), and power density (S). However, only power density in air, outside the body, can be readily measured in exposed individuals.

Reference Levels

These levels are provided for practical exposure assessment purposes to determine whether the basic restrictions are likely to be exceeded. Some reference levels are derived from basic restrictions using measurement and/or computational techniques, and some address perception and adverse indirect effects of exposure to EMF.

Compliance with the reference levels will ensure compliance with the relevant basic restriction. If the measured or calculated value exceeds the reference level, it does not necessarily follow that the basic restriction will be exceeded. However, when a reference level is exceeded, it is necessary to test compliance with the relevant basic restriction and to determine whether additional protective measures are necessary.

The ICNIRP Guidelines: 1998 reference levels appropriate to the frequency range 100 kHz to 40GHz, covered by this report are given in the table:

FOR MEMBERS OF THE GENERAL PUBLIC

Frequency f (MHz)	Unperturbed RMS Electric Field Strength E (V/m)	Unperturbed RMS Magnetic Strength H (A/m)	Equivalent Plane Wave Power Density (mW/cm ²)	Radio Service
0.003-0.15	87	5	-	
0.15-1	87	0.73/f	-	LW and MW Radio Broadcasting
1-10	87/f ^{1/2}	0.73/f	-	
10-400	28	0.073	0.2	VHF Radio and Television Broadcasting
400-2000	1.375f ^{1/2}	0.0037xf ^{1/2}	f/200	UHF Television Broadcasting and Mobile Telephony Systems
2000-300000	61	0.16	1	Microwave Links, and MMDS

Note: "f" represents the frequency taken from the first column above

The guideline levels are lowest in the 10 MHz to 400 MHz frequency range as at these wavelengths resonance in parts or all of the body may occur resulting in optimum coupling of the radio frequency energy.

The ICNIRP guidelines require that in instances of simultaneous exposure to multiple sources, the sum of the exposure levels should be considered. In the case of the frequency range 30 MHz to 40 GHz, covered by the narrowband equipment used to generate this report, both the electric field strength and the magnetic field strength at each frequency should be expressed as a fraction of the limit at that frequency and both the sum of the electric field strength fractions squared and the sum of the magnetic field strength fractions squared should not exceed unity.

Annex 2

Methodology and measurements

Introduction

Measurements of the non-ionising radiation emissions from each site were conducted, in accordance with ECC Recommendation (02) 04. For the purposes of this programme, measurements were carried out at GSM sites and Mixed Use sites.

Cellular/GSM sites

Cellular/GSM Sites are sites and locations in Ireland at which electronic communications network transmission facilities and/or infrastructure are located, the primary purpose or sole use of such facilities/infrastructure being to facilitate the provision of mobile telephony services in Ireland.

Mixed use site

Mixed use sites are sites and locations in Ireland at which electronic communications network transmission facilities and/or infrastructure are located and where such facilities and or infrastructure is not primarily or solely used to facilitate the provision of mobile telephone services in Ireland.

Methodology

An initial survey of the area was conducted to determine the location(s) of highest non-ionising radiation emissions. At the GSM only site this was done by using a broadband probe and an engineering mobile phone, in conjunction with the appropriate software, to identify the position of maximum field strength. The engineering mobile phone provides an indication of the field strength levels from the GSM channels in use in the vicinity of the site.

Once the locations of the highest field strength emissions were identified, a series of narrowband measurements were taken at these locations. These measurements were taken using a spectrum analyser and associated antennas.

At GSM only sites, measurements were performed over the following frequency range from 300MHz – 2GHz. This range includes both the GSM900 and GSM1800 bands.

For mixed use sites, measurements were performed over the following frequency ranges 30MHz – 40GHz. These measurements included all radio services which are present at these sites. These services include, GSM, Broadcasting, fixed links, MMDS, FWA. Point to Point links, amongst others.

At both GSM only sites and Mixed Use sites, electric field strength measurements conducted in the frequency bands of interest, are recorded and converted to power density levels for direct comparison with the ICNIRP guideline levels. These power density levels are tabulated alongside the relevant ICNIRP limits. The tables present the highest emission level readings recorded within a band.

Glossary

Antenna:

An antenna transmits energy to or receives energy from space.

Broadband Measurement:

Measurements carried out using a broadband probe measures the maximum power density at the site and compares it to the power density guideline limit in the ICNIRP guidelines. The probe reading is displayed as a percentage ratio of one to the other. In this project, the combined signal strengths of all radio transmissions in the area that is taken over the total range of frequencies between 100kHz to 40GHz is measured. The minimum sensitivity on the probe is 0.3% of the ICNIRP guideline limit, this means the probe will only pick up NIR levels when the level is equal to or greater than 1/3333 of the ICNIRP limit. As most measurements taken at sites using the probe are much less than 1/3333 of the ICNIRP limit, then the reading on the probe is generally zero.

Electric field strength:

This is a quantitative expression of the intensity of an electric field at a particular location. This is measured in volts per metre (V/m)

EMF:

Electric, magnetic, and electromagnetic fields.

Exposure:

This is the highest measured electric field strength converted to a power density equivalent.

Frequency:

The number of sinusoidal cycles completed by electromagnetic waves in 1 s; usually expressed in hertz (Hz).

Frequency Band:

A specific range of frequencies in the radio frequency spectrum, where each band has a defined upper and lower frequency limit.

ICNIRP:

International Commission for Non-Ionising Radiation Protection.

ICNIRP Limit:

This is the reference level, provided by the International Commission for Non-Ionising Radiation Protection (ICNIRP), for the maximum permitted non-ionising radiation emission levels for public exposure.

Reference Levels are frequency dependent and are currently defined as follows:

Frequency	ICNIRP Limit
10 – 400MHz	2W/m ²
400 MHz – 2GHz	((frequency in MHz)/200)W/m ²
2GHz – 300GHz	10 W/m ²

Narrowband Measurement:

Measurements carried out in specific frequency bands using a spectrum analyser and suitable antennas. The analyser is set up to measure one frequency band at a time to provide accurate readings over the particular range chosen.

Non-Ionizing Radiation (NIR):

Includes all radiations and fields of the electromagnetic spectrum that do not normally have sufficient energy to produce ionization in matter; characterized by energy per photon less than about 12 eV, wavelengths greater than 100 nm, and frequencies lower than 3×10^{15} Hz.

Power Density:

This is the radiant power incident perpendicular to a surface, divided by the area of the surface and is expressed in watts per square metre.

Quotient:

This is the ratio of the ICNIRP Limit to the maximum measured power density at a particular frequency. If the ratio is equal to or less than 1, then exposure levels are equal to or less than the ICNIRP Limits for the measured frequency.

Total Quotient:

This is the sum of the Quotients for a particular frequency band, or all measured bands, at the location of highest emissions at the site being measured.