

Options – Apply for a Licence



eLicensing

Account Financials Licences Notices

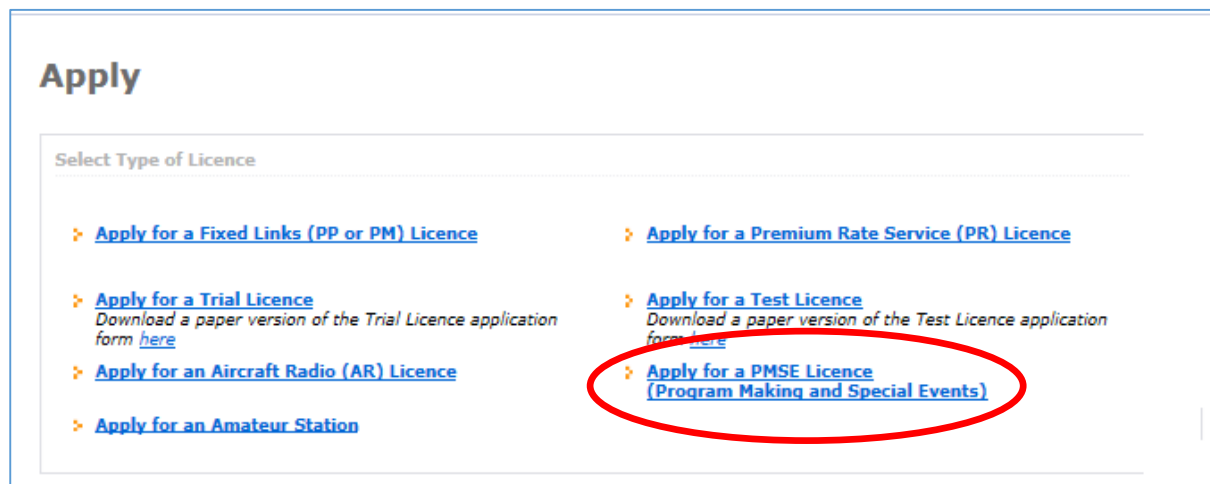
Tester Acc No: 111122 Bal: €0.00 O/S Invoices: 0 No. of Licences: 2

Welcome to eLicensing

Areas of Interest

- [Change eLicensing Membership Email](#)
- [5 Year Notifications](#)
- [Pay an Invoice](#)
- [Apply for a Licence](#)
- [View My Licences](#)

Apply for PMSE Licence



Apply

Select Type of Licence

- [Apply for a Fixed Links \(PP or PM\) Licence](#)
- [Apply for a Premium Rate Service \(PR\) Licence](#)
- [Apply for a Trial Licence](#)
Download a paper version of the Trial Licence application form [here](#)
- [Apply for an Aircraft Radio \(AR\) Licence](#)
- [Apply for an Amateur Station](#)
- [Apply for a Test Licence](#)
Download a paper version of the Test Licence application form [here](#)
- [Apply for a PMSE Licence \(Program Making and Special Events\)](#)

Landing Page

Take a moment to read the notes/instructions and when ready, hit “next” to proceed

The screenshot shows the 'eLicensing' website interface. At the top, there's a navigation bar with 'Account', 'Financials', 'Licences', and 'Notices' tabs. Below this, a user profile section displays 'Acc No: [redacted]', 'Bal: €0.00', 'O/S Invoices: 0', and 'No. of Licences: 2'. The main heading is 'PMSE License Application'. A progress bar indicates the current step is 'Introduction', followed by 'General Information', 'Location Details', 'Equipment Details', 'Frequency Details', 'Confirm Details', 'Declaration', and 'Payment'. The 'Introduction' section explains the 5-step process: a) General Information, b) Location Details, c) Equipment Details, d) Frequency Details, and e) Payment. It includes three notes: Note 1 mentions engineering input requirements; Note 2 advises checking DTT Interleaved frequencies for the 470-790MHz band; and Note 3 refers to ComReg guidance. At the bottom, there are 'Previous' and 'Next' buttons.

eLicensing Site Map Log Out

Account Financials Licences Notices

Acc No: [redacted] Bal: €0.00 O/S Invoices: 0 No. of Licences: 2

PMSE License Application

Introduction General Information Location Details Equipment Details Frequency Details Confirm Details Declaration Payment

Introduction

The PMSE application process, requires input at each of the following 5 steps:

- a) General Information: Event name, event type and licence contact.
- b) Location Details: Select a listed venue, a non-listed venue using google maps or select a listed region
- c) Equipment Details: Input quantities and types of equipment.
- d) Frequency Details; Select available frequencies by equipment category, providing Max ERP values.
- e) Payment: by credit card

Note 1:
Note that whilst it is possible to make an application which is licensed online, certain selections may require that the application require engineering input before the application can be licensed.

Note 2:
Note that if your application includes frequencies in the 470-790MHz band, you are advised to check the list of DTT Interleaved frequencies [here](#) before beginning your application.

Note 3:
For details on PMSE Licensing please refer to the ComReg guidance document [here](#).

Previous Next

N.B. There is a “Help” modal on each screen to provide further clarification on the inputs required.

Events:

Applications for certain events, because of the volumes of expected applications and the resulting demand for spectrum, will need closer monitoring prior to licensing. Examples of these events are shown below. (This list will be updated regularly by ComReg).

If your application is for one of these events, it will need to be looked at by our engineers. This means it cannot be licensed immediately (same day) but will be processed as soon as possible – on a first come, first served basis.

If your application is for an event other than those listed and there are no other “technical” complexities, you can expect that processing will be immediate.

From below, you must select your Event from either the list offered or select “Other Event”

The screenshot shows the 'PMSE License Application' web form. The title 'PMSE License Application' is at the top left. Below it is a horizontal navigation bar with tabs: 'Introduction', 'General Information' (active), 'Location Details', 'Equipment Details', 'Frequency Details', 'Confirm Details', 'Declaration', and 'Payment'. The 'General Information' section has a sub-header 'General Information' and a 'Help' button. Below this is a text instruction: 'Select your event and then enter details of the same. If your event is not on the list then select "Other Event".' A table with two columns is present. The left column is titled 'Select Event' and contains a list of events: '6 Nations', 'American Football', 'Ireland vs Scotland BAMMA Light Heavyweight Title at 3Arena Dublin Ireland', 'Ploughing Championship', 'RDS Horse Show', and 'Other Event'. The right column is empty. At the bottom of the form are 'Previous' and 'Next' buttons.

PMSE License Application	
Introduction General Information Location Details Equipment Details Frequency Details Confirm Details Declaration Payment	
General Information Help	
Select your event and then enter details of the same. If your event is not on the list then select "Other Event".	
Select Event	
<ul style="list-style-type: none">6 NationsAmerican FootballIreland vs Scotland BAMMA Light Heavyweight Title at 3Arena Dublin IrelandPloughing ChampionshipRDS Horse ShowOther Event	
Previous	Next

If for any reason your application requires specific engineering attention (e.g. Event from List) a note will appear at the bottom right of the screen. Hover over Note to see further explanation:

PMSE License Application

Introduction **General Information** Location Details Equipment Details Frequency Details Confirm Details Declaration Payment

General Information Help

Select your event and then enter details of the same. If your event is not on the list then select "Other Event".

Select Event

- 6 Nations** ⚠
- American Football
- Ireland vs Scotland BAMMA Light Heavyweight Title at 3Arena Dublin Ireland
- Ploughing Championship
- RDS Horse Show
- Other Event

Details

Event Name: 6 Nations

Event Type: Sports Event

Event Description: Enter Event Description

Purpose *: Enter Purpose

Contact *: Select..

Mandatory fields are marked with an *

Previous Note Next

PMSE License Application

Introduction **General Information** Location Details Equipment Details Frequency Details Confirm Details Declaration Payment

General Information Help

Select your event and then enter details of the same. If your event is not on the list then select "Other Event".

Select Event

- 6 Nations** ⚠
- American Football
- Ireland vs Scotland BAMMA Light Heavyweight Title at 3Arena Dublin Ireland
- Ploughing Championship
- RDS Horse Show
- Other Event

Details

Event Name: 6 Nations

Event Type: Sports Event

Event Description: Enter Event Description

Purpose *: Enter Purpose

Contact *: Select..

Mandatory fields are marked with an *

Previous Note Next

Please note that your application will require engineering review before licensing for the following reason(s):

- You have chosen one of the listed Special Events

Event Name – For “Other Event”

This the name of the Event e.g. Queen Concert etc.

PMSE License Application

Introduction **General Information** Location Details Equipment Details Frequency Details Confirm Details Declaration Payment

General Information [Help](#)

Select your event and then enter details of the same. If your event is not on the list then select "Other Event".

Select Event

- 6 Nations
- American Football
- Ireland vs Scotland BAMMA Light Heavyweight Title at 3Arena Dublin Ireland
- Ploughing Championship
- RDS Horse Show
- Other Event**

Details

Event Name *

Event Type *

Event Description

Purpose *

Contact *

Mandatory fields are marked with an *

[Previous](#) [Next](#)

Event Type / Description/Purpose/Contact

Select Event Type from options presented and complete the other mandatory fields.

PMSE License Application

Introduction **General Information** Location Details Equipment Details Frequency Details Confirm Details Declaration Payment

General Information [Help](#)

Select your event and then enter details of the same. If your event is not on the list then select "Other Event".

Select Event

- 6 Nations
- American Football
- Ireland vs Scotland BAMMA Light Heavyweight Title at 3Arena Dublin Ireland
- Ploughing Championship
- RDS Horse Show
- Other Event**

Details

Event Name *

Event Type *

Select Event Type

Broadcasting

Theatre/Concert Performance

Concert Sound Equipment

Conference/Exhibition/Event

Event Management & Broadcasting

Festival Event

Film Making/Production

Newsgathering

Sports Event

Sports Television Production

Television Broadcasting

Other

Event Description

Purpose *

Contact *

Mandatory fields are marked with an *

[Previous](#) [Next](#)

N.B.

N.B. If you omit a Mandatory field, you will be notified when you hit “next”

Locations

Location Type may be a Listed Venue, Other Location or a Region. Most of the main venues have been listed and will be continually updated.

Multiple locations are permitted in the one application provided that both locations and dates are specified and fall within the same 6 month period.

PMSE License Application

IntroductionGeneral InformationLocation DetailsEquipment DetailsFrequency DetailsConfirm DetailsDeclarationPayment

Location Details

Help

Please select your event location(s) and dates of operation for each location.

Mandatory fields are marked with an *

1. Select Location Type * ☐ Listed Venue ☐ Other Location ☐ Region

PreviousNext

PMSE License Application

IntroductionGeneral InformationLocation DetailsEquipment DetailsFrequency DetailsConfirm DetailsDeclarationPayment

Location Details

Help

Please select your event location(s) and dates of operation for each location.

Mandatory fields are marked with an *

1. Select Location Type * ☒ Listed Venue ☐ Other Location ☐ Region

2. Select Location *

County*	Select...
Venue*	Carlow
	Cavan
	Cork
	Donegal
	Dublin
	Galway
	Kerry
	Kildare
	Kilkenny
	Laois
	Limerick
	Longford
	Louth
	Mayo
	Meath
	Monaghan
	Offaly
	Roscommon
	Sligo
	Tipperary
	Waterford
	Westmeath
	Wexford
	Wicklow

PreviousNext

PMSE License Application

Introduction General Information **Location Details** Equipment Details Frequency Details Confirm Details Declaration Payment

Location Details

 **Help**

Please select your event location(s) and dates of operation for each location.

Mandatory fields are marked with an *

1. Select Location Type * ☒ Listed Venue ☐ Other Location ☐ Region

2. Select Location *

County*

Dublin

Venue*

Select...
3 Arena
Accenture
Ashling Hotel
Aviva Stadium
Aviva Stadium (Conference Centre)
Ballsbridge Hotel
Bank of Ireland
Bord Gais Energy Theatre
Buskers Bar
Carlisle Pier
Citywest Hotel
Croke Park Hotel
Croke Park Stadium
Croke Park Stadium (Conference Centre)
Donnybrook Stadium
Double Tree by Hilton
Dublin Castle
Facebook 4 Grand Canal Square
Gaiety Theatre
Gate Theatre
GPO
Grand Hotel
Intercontinental Hotel
Iveagh Gardens
John Player Factory
Leopardstown Racecourse
Malahide Cricket Club
Mansion House
Meadow Park

 **Previous**

 **Next**

If a venue is not Listed, or a Region, it can be selected by using the map tool (under Other Location)


PMSE License Application

[Introduction](#) [General Information](#) **[Location Details](#)** [Equipment Details](#) [Frequency Details](#) [Confirm Details](#) [Declaration](#) [Payment](#)

Location Details

Please select your event location(s) and dates of operation for each location.


Mandatory fields are marked with an *


1. Select Location Type * ☐ Listed Venue ☒ Other Location 

☐ Region

2. Select Location *

Select a point of interest on Google Map



 **Use this point**

Click anywhere on the map to move the marker to that point.

You can also click on the marker and drag it to any point on the map.

Use the **[Map/Satellite]** toggle in the top left corner to change the map view type.

Zoom in and out with the mouse wheel or by using the **[+]** and **[-]** buttons in the bottom right corner of the map.

Once you are satisfied with your selection, click the **[Use this point]** button.

PMSE License Application

[Introduction](#) [General Information](#) **[Location Details](#)** [Equipment Details](#) [Frequency Details](#) [Confirm Details](#) [Declaration](#) [Payment](#)

Location Details

[Help](#)

Please select your event location(s) and dates of operation for each location.

Mandatory fields are marked with an *

1. Select Location Type * [?](#) ☐ Listed Venue ☒ Other Location [?](#)
☐ Region

2. Select Location *

Select a point of interest on Google Map



[Use this point](#)

Click anywhere on the map to move the marker to that point.

You can also click on the marker and drag it to any point on the map.

Use the [Map/Satellite] toggle in the top left corner to change the map view type.

Zoom in and out with the mouse wheel or by using the [+] and [-] buttons in the bottom right corner of the map.

Once you are satisfied with your selection, click the [Use this point] button.

[Previous](#)

[Next](#)

If a venue is regional, select from drop-down options under Region.

PMSE License Application

Introduction General Information **Location Details** Equipment Details Frequency Details Confirm Details Declaration Payment

Location Details

Please select your event location(s) and dates of operation for each location. [? Help](#)

Mandatory fields are marked with an *

1. Select Location Type * [i](#) ☐ Listed Venue ☐ Other Location ☒ Region

[Warning](#)

2. Select Location * Region Type*

Select...

Province

County

City

[Previous](#) [Next](#)

Coverage Type:

This will be either Indoor/ On-site, Outdoor or Airborne

PMSE License Application

Introduction General Information **Location Details** Equipment Details Frequency Details Confirm Details Declaration Payment

Location Details

Please select your event location(s) and dates of operation for each location. [? Help](#)

Mandatory fields are marked with an *

1. Select Location Type * [i](#) ☒ Listed Venue ☐ Other Location ☐ Region

2. Select Location * County*

Dublin

▼

Venue*

Aviva Stadium

▼

3. Select Coverage Types * ☐ Indoor/On-site ☐ Outdoor ☐ Airborne

[Previous](#) [Next](#)

Select Dates

- A licence may be granted for a single date, multiple single dates, a date range or a mixture of single dates and range/s within a specific 6 month period.
- A licence may not be sought for any period longer than 6 month from the first transmission date.
- A licence application will not be processed if the Event is greater than 3 months in advance

Single Date/s:

PMSE License Application

IntroductionGeneral InformationLocation DetailsEquipment DetailsFrequency DetailsConfirm DetailsDeclarationPayment

Location Details

Help

Please select your event location(s) and dates of operation for each location.

Mandatory fields are marked with an *

1. Select Location Type * ☒ Listed Venue ☐ Other Location ☐ Region

2. Select Location *
County*

Dublin

Venue*

Aviva Stadium

3. Select Coverage Types * ☐ Indoor/On-site ☒ Outdoor ☐ Airborne

4. Select Date(s) * ☒ Single Date ☐ Date Range

Selected: 15/05/2017

<MAY 2017>

SU	MO	TU	WE	TH	FR	SA
		1	2	3	4	5
6	7	8	9	10	11	12
13	14	15	16	17	18	19
20	21	22	23	24	25	26
27	28	29	30	31		

Selected Dates

Start Date	End Date	Remove
01/05/2017		X
10/05/2017		X
15/05/2017		X
Total selected dates:		3

⚠ Please note that for all dates on the application, the earliest transmission date must be within 3 months of today's date and latest transmission date must be not more than 6 months after the earliest date.

5. Add to Selected Location and dates list

Confirm Selection

Previous

Next

PMSE License Application


[Introduction](#) [General Information](#) **[Location Details](#)** [Equipment Details](#) [Frequency Details](#) [Confirm Details](#) [Declaration](#) [Payment](#)

Location Details

 **Help**

Please select your event location(s) and dates of operation for each location.


Mandatory fields are marked with an *

1. Select Location Type *  ☒ **Listed Venue** ☐ **Other Location** ☐ **Region**

Selected Locations and Dates List

1. Name: **Aviva Stadium**
Type: **Listed Venue**
Dates: **01/05/2017**
10/05/2017
15/05/2017

 **Delete**

 When you have added all required locations and dates for this application to the Selected Locations and Dates list then click 'Next' to continue

 **Previous**

 **Next**

Date Range/s:

PMSE License Application

[Introduction](#) [General Information](#) [Location Details](#) [Equipment Details](#) [Frequency Details](#) [Confirm Details](#) [Declaration](#) [Payment](#)

Location Details

Help

Please select your event location(s) and dates of operation for each location.

Mandatory fields are marked with an *

1. Select Location Type * ☒ **Listed Venue** ☐ **Other Location** ☐ **Region**

2. Select Location * **County*** **Venue***

3. Select Coverage Types * ☐ **Indoor/On-site** ☒ **Outdoor** ☐ **Airborne**

4. Select Date(s) * ☐ **Single Date** ☒ **Date Range**

Please select a date range

APRIL 2017							MAY 2017						
SU	MO	TU	WE	TH	FR	SA	SU	MO	TU	WE	TH	FR	SA
						1		1	2	3	4	5	6
2	3	4	5	6	7	8	7	8	9	10	11	12	13
9	10	11	12	13	14	15	14	15	16	17	18	19	20
16	17	18	19	20	21	22	21	22	23	24	25	26	27
23	24	25	26	27	28	29	28	29	30	31			
30													

From **01/05/2017** to **03/05/2017** **Add Range**

Please note that for all dates on the application, the earliest transmission date must be within 3 months of today's date and latest transmission date must be not more than 6 months after the earliest date.

Previous **Next**

PMSE License Application

[Introduction](#) [General Information](#) **[Location Details](#)** [Equipment Details](#) [Frequency Details](#) [Confirm Details](#) [Declaration](#) [Payment](#)

Location Details

[Help](#)

Please select your event location(s) and dates of operation for each location.

Mandatory fields are marked with an *

1. Select Location Type * ☒ Listed Venue ☐ Other Location ☐ Region

2. Select Location *
County*
Venue*

3. Select Coverage Types * ☐ Indoor/On-site ☒ Outdoor ☐ Airborne

4. Select Date(s) * ☐ Single Date ☒ Date Range

Selected: 02/05/2017 to 06/05/2017 (5 Days)

APRIL 2017							MAY 2017						
SU	MO	TU	WE	TH	FR	SA	SU	MO	TU	WE	TH	FR	SA
						1	1	2	3	4	5	6	
2	3	4	5	6	7	8	7	8	9	10	11	12	13
9	10	11	12	13	14	15	14	15	16	17	18	19	20
16	17	18	19	20	21	22	21	22	23	24	25	26	27
23	24	25	26	27	28	29	28	29	30	31			
30													

From 02/05/2017 to 06/05/2017 [Add Range](#)

⚠ Please note that for all dates on the application, the earliest transmission date must be within 3 months of today's date and latest transmission date must be not more than 6 months after the earliest date.

[Previous](#)

[Next](#)

4. Select Date(s) *

☐ Single Date ☒ Date Range

Please select a date range

<

APRIL 2017

>

SU	MO	TU	WE	TH	FR	SA	SU	MO	TU	WE	TH	FR	SA
						1		1	2	3	4	5	6
2	3	4	5	6	7	8	7	8	9	10	11	12	13
9	10	11	12	13	14	15	14	15	16	17	18	19	20
16	17	18	19	20	21	22	21	22	23	24	25	26	27
23	24	25	26	27	28	29	28	29	30	31			
30													

From

to

Add Range

Selected Dates

Start Date	End Date	Remove
02/05/2017	05/05/2017	X
Total selected dates:		1

⚠ Please note that for all dates on the application, the earliest transmission date must be within 3 months of today's date and latest transmission date must be not more than 6 months after the earliest date.

5. Add to Selected Location and dates list

Confirm Selection

Click

Confirm Selection

PMSE License Application

Introduction General Information **Location Details** Equipment Details Frequency Details Confirm Details Declaration Payment

Location Details

Please select your event location(s) and dates of operation for each location.

Help

Mandatory fields are marked with an *

1. Select Location Type * ☒ Listed Venue ☐ Other Location ☐ Region

Selected Locations and Dates List

1. Name: **Aviva Stadium**
Type: **Listed Venue**
Dates: **02/05/2017** to **06/05/2017**

Delete

⚠ When you have added all required locations and dates for this application to the Selected Locations and Dates list then click 'Next' to continue

Previous

Next

Equipment Details

Equipment Types

- a) **PMR Equipment** – For base/mobile operation
- b) **Wireless camera** - Handheld or otherwise mounted camera with integrated transmitter, power pack and antenna for carrying broadcast-quality video together with sound signals over short-ranges. This can be line of sight or non-line of sight depending on application and frequency band used.
- c) **Portable video link** - Handheld camera with separate body-worn transmitter, power pack and antenna.
- d) **Mobile video link** - Video transmission system employing radio transmitters mounted in/on motorcycles, racing motorbikes, pedal cycles, cars, racing cars or boats. One or both link terminals may be used while moving.
- e) **Body worn v Handheld**
A higher power is available for body-worn wireless Microphones

Input the quantities in the table below.

PMSE License Application

IntroductionGeneral InformationLocation Details**Equipment Details**Frequency DetailsConfirm DetailsDeclarationPayment

Equipment Details

Enter the quantities of all equipment to be included on your licence.
Note that the resulting licence fee will be shown below the equipment list.

Enter equipment quantities:

PMR equipment	Quantity
Base Stations Standard	0
Base Stations Repeaters	0
Mobile Stations	0
Hand Portables	1
Fixed Mobiles	0

Other equipment	Quantity
Wireless Cameras	0
Mobile Video Links	0
Portable Video Links	0
In Ear Monitors (IEM)	0
Data Transmitter/Telemetry	0
Bodyworn Wireless Mics	0
Handheld Wireless Mics	0
Total Equipment	1

Licence fee:

Fixed fee = €12

+ Equipment count (1) * €12.00

Total Cost = €24

PMR Tone Control Details

Tone Control ☐ Yes ☒ No

Mandatory fields are marked with an *

Previous

Next

Tone Control for PMR

For PMR you must indicate if Tone Control will be used and if so, what type.

The description should be the specific Tone /frequency (e.g. 115.2Hz) in use – This will appear on the licence document.

PMR Tone Control Details

Tone Control ☒ Yes ☐ No

☐ CTCSS ☐ DCS ☒ Other

Description *:

Mandatory fields are marked with an *

Frequency Details:

Frequency/Frequencies are input separately for each equipment type in your application.

Go through each equipment type and select frequencies for each

N.B Base/Mobile/hand Portable are grouped under PMR

Select the equipment type – Each type has its own unique characteristics in sub-menus

Enter the desired power in Watts (50mW = 0.05W etc)

For PMR you also need to specify the type of channel required – Simplex or Duplex

PMSE License Application

IntroductionGeneral InformationLocation DetailsEquipment Details**Frequency Details**Confirm DetailsDeclarationPayment

Frequency Details

Help

Select a category of equipment on the "Selected Frequencies List" and then complete the "Select Frequencies" form on the right hand panel to add selected frequencies to your application. Repeat for all equipment categories on the application.

Selected Frequency(s) List

Equipment Category		Equipment Quantity	No. selected frequencies
PMR	Selected	2	0
Wireless Cameras	Select	1	0
Total		3	0

Select Frequency(s)

Mandatory Fields are marked with an *

1. Selected equipment category

PMR

2. Select Technical parameters

Base Stations/ Fixed Mobiles

Max ERP (W) * 5Max Ant Height (m) 8

Mobile or Hand Portable

Max ERP (W) * 5Max Ant Height (m) 8

☒ Simplex☐ Duplex

3. Select Frequency band

Band * Choose Band...

Sub-Band *

Reset

Previous

Next

Choose the Band and Sub-Band

PMSE License Application

[Introduction](#) [General Information](#) [Location Details](#) [Equipment Details](#) **[Frequency Details](#)** [Confirm Details](#) [Declaration](#) [Payment](#)

Frequency Details [Help](#)

Select a category of equipment on the "Selected Frequencies List" and then complete the "Select Frequencies" form on the right hand panel to add selected frequencies to your application. Repeat for all equipment categories on the application.

Selected Frequency(s) List

Equipment Category	Equipment Quantity	No. selected frequencies
PMR Selected	2	0
Wireless Cameras Select	1	0
Total	3	0

Select Frequency(s)
Mandatory Fields are marked with an *

1. Selected equipment category
PMR

2. Select Technical parameters
Base Stations/ Fixed Mobiles
Max ERP (W) * Max Ant Height (m)
Mobile or Hand Portable
Max ERP (W) * Max Ant Height (m)
☒ Simplex ☐ Duplex

3. Select Frequency band
Band *

Choose Band...
UHF 441 MHz
UHF 444 MHz
UHF 445 MHz
UHF 446MHz
UHF 465MHz
VHF High Band 169 MHz

Sub-Band *
[Reset](#)

[Previous](#) [Next](#)

PMSE License Application

[Introduction](#) [General Information](#) [Location Details](#) [Equipment Details](#) **[Frequency Details](#)** [Confirm Details](#) [Declaration](#) [Payment](#)

Frequency Details [Help](#)

Select a category of equipment on the "Selected Frequencies List" and then complete the "Select Frequencies" form on the right hand panel to add selected frequencies to your application. Repeat for all equipment categories on the application.

Selected Frequency(s) List

Equipment Category	Equipment Quantity	No. selected frequencies
PMR Select	2	0
Wireless Cameras Selected	1	0
Total	3	0

Select Frequency(s)
Mandatory Fields are marked with an *

1. Selected equipment category
Wireless Cameras

2. Select Technical parameters
Max ERP (W) * Max Ant Height (m)

3. Select Frequency band
Band *

Choose Band...
10.3 - 10.5 GHz
1980-2025 MHz
2025-2110 MHz
2170-2200 MHz
2200-2300 MHz
2300-2400 MHz
L7 (7.130 - 7.420 GHz)
U6 (6.430 - 7.120 GHz)

Sub-Band *
[Reset](#)

[Previous](#) [Next](#)


Determine Available Frequencies

By clicking ‘Determine Available Frequencies’ the system will consider your request and assess possible interference to/from other users to produce a list of the available frequencies you may choose from.

PMSE License Application

[Introduction](#) [General Information](#) [Location Details](#) [Equipment Details](#) **[Frequency Details](#)** [Confirm Details](#) [Declaration](#) [Payment](#)

Frequency Details

 [Help](#)

Select a category of equipment on the "Selected Frequencies List" and then complete the "Select Frequencies" form on the right hand panel to add selected frequencies to your application. Repeat for all equipment categories on the application.

Selected Frequency(s) List

Equipment Category		Equipment Quantity	No. selected frequencies
PMR	Select	2	0
Wireless Cameras	Selected	1	0
Total		3	0

Select Frequency(s)

Mandatory Fields are marked with an *

- Selected equipment category**
- Select Technical parameters**
Max ERP (W) * Max Ant Height (m)
- Select Frequency band**
Band *
Sub-Band *
Bandwidth
[Determine Available Frequencies](#)
[Reset](#)

[Previous](#) [Next](#)

Select Frequency/Frequencies

You may choose a single frequency or multiples per grouping. If you are working through a long list it may be practical to add a single frequency each time.

Click




to add to Equipment category (on Left)

PMSE License Application



[Introduction](#) [General Information](#) [Location Details](#) [Equipment Details](#) **[Frequency Details](#)** [Confirm Details](#) [Declaration](#) [Payment](#)

Frequency Details

 **Help**

Select a category of equipment on the "Selected Frequencies List" and then complete the "Select Frequencies" form on the right hand panel to add selected frequencies to your application. Repeat for all equipment categories on the application.

Selected Frequency(s) List

Equipment Category		Equipment Quantity	No. selected frequencies
PMR		2	0
Wireless Cameras		1	0
Total		3	0

Select Frequency(s)

Mandatory Fields are marked with an *

1. Selected equipment category


Wireless Cameras

2. Select Technical parameters

Max ERP (W) * Max Ant Height (m)

3. Select Frequency band

Band * Sub-Band * Bandwidth







4. Select frequency(s) *

Available Frequencies in Republic of Ireland(MHz)

Frequency

☒ 7130
☐ 7140
☒ 7150
☐ 7160
☐ 7170
☐ 7180
☐ 7190

Page 21 of 25

Once added, the requested frequencies will be visible under the appropriate equipment category (on left). You may still change your mind or correct the selection by deleting and adding again.

PMSE License Application

Introduction General Information Location Details Equipment Details **Frequency Details** Confirm Details Declaration Payment

Frequency Details Help

Select a category of equipment on the "Selected Frequencies List" and then complete the "Select Frequencies" form on the right hand panel to add selected frequencies to your application. Repeat for all equipment categories on the application.

Selected Frequency(s) List

Equipment Category	Equipment Quantity	No. selected frequencies
Wireless Cameras	2	2

Selected Frequency(s) (MHz):

7130 Delete

7150 Delete

Total 2 2

Select Frequency(s)

Mandatory Fields are marked with an *

1. Selected equipment category

Wireless Cameras

2. Select Technical parameters

Max ERP (W) 1 Max Ant Height (m) 10

3. Select Frequency band

Band L7 (7.130 - 7.420 GHz)

Sub-Band L7 - 10 MHz Bandwidth

Bandwidth 10 MHz

Determine Available Frequencies

4. Select frequency(s) *

Available Frequencies in Republic of Ireland (MHz)

Frequency

☐ 7140

☐ 7160

☐ 7170

☐ 7180

☐ 7190

☐ 7200

☐ 7210

☐ I wish to select frequencies other than those available above

Reset

Previous Note Next

- If a frequency is not available from within the Band/Sub-Band chosen it will not be presented. You should therefore select an alternative from the options presented.
- If you are looking for spectrum from **BANDS** other than those on offer you may tick the following option:

☐ I wish to select frequencies other than those available above

Summary of Application Input Details

Once all the required frequencies have been selected the next screen shows an overall picture of what has been requested and the relevant fee.

PMSE License Application

IntroductionGeneral InformationLocation DetailsEquipment DetailsFrequency DetailsConfirm DetailsDeclarationPayment

Confirm Details

Please review the application summary below.

Selected Locations:
1. Name: Aviva Stadium
Type: Listed Venue
Dates: 25/04/2017

Selected Equipment:

Other equipment	
Wireless Cameras	2
Total Equipment	2

Licence fee:
Fixed fee = €12
+ Equipment count (2) × €12.00
Total Cost = €36

Selected Frequencies (MHz):

Equipment Type	Quantity
Wireless Cameras	2
7130	
7150	
Total Frequencies	2

PreviousNextNote

Declaration:

PMSE License Application

IntroductionGeneral InformationLocation DetailsEquipment DetailsFrequency DetailsConfirm DetailsDeclarationPayment

Declaration

Declaration by Applicant

I certify that the information provided in this application is, to the best of my knowledge, true and complete. I understand that I may be liable to criminal prosecution for contraventions of the Wireless Telegraphy Act 1926 (as amended) in respect of any inaccurate information contained in this application.

In accordance with the Wireless Telegraphy Act 1926 (as amended), I accept responsibility for the installation, maintenance and operation of the system if approved. I accept that the licence does not confer any right of ownership of the frequency spectrum, and agree to abide by all conditions of the licence and any direction made by the Commission from time to time.

I confirm that no change will be made in any of the foregoing without prior approval of the Commission for Communications Regulation.

☒ Please check this box to confirm the above declaration.

PreviousNextNote

Payment Details

Payment can only be made by Credit Card

PMSE License Application

IntroductionGeneral InformationLocation DetailsEquipment DetailsFrequency DetailsConfirm DetailsDeclarationPayment

Payment

Help

Please enter your card details and select "Submit Application" to complete the application process.

Application fee:	€12	Licence fixed fee
	+ €12.00 × 2	Total equipment count
	€36	Total Cost

Credit Card Details

Card Type: Select Card Type

Card Number:

Expiry

Month: Select Expiry Month

Year: Select Expiry Year

Card Holder:

Previous

Note

Submit Application

Application Confirmation:

- a) Where there is no requirement for ComReg review, a preliminary Statement of Authorised stations will be available immediately.

Once you click the “HERE” below it will be available for download

PMSE License Application
Confirmation
Your application has been submitted.
Please find technical details of your licence: [HERE](#)
Note that you will receive an email with the signed licence documentation when processing is complete.
[Finish](#)

Opening this will open a preliminary Statement of Authorised

Do you want to open or save 642_Draft.pdf (13.6 KB) from api-radio.comreg.ie?
[Open](#) [Save](#) [Cancel](#)

- b) Should an application require an engineer to review the Confirmation will advise as follows:

PMSE License Application
Confirmation
Your application has been submitted successfully.
Note that the application requires input from our engineering team and will be processed on a first come, first serve basis.
You will receive an email when processing is complete if there are any issues with the application a member of our team will contact you.
[Finish](#)